

KNOWLEDGE BASE ARTICLE

Adding Custom Attributes to the Employee Details Pane



Disclaimer

For the purposes of this Disclaimer:

- **Company** (referred to as either "the Company", "We", "Us" or "Our" in this Disclaimer) refers to Vitextra SIA, LV-1009 Riga, Matise iela 61 - 25.
- **Document** refers to the Knowledgebase Article.
- **You** means the individual accessing the Document, or the company, or other legal entity on behalf of which such individual is accessing or using the Document, as applicable.
- **Website** refers to Vitextra, accessible from <https://vitextra.com>

Disclaimer

The information contained in the Document is for general information purposes only.

The Company assumes no responsibility for errors or omissions in the contents of the Document.

In no event shall the Company be liable for any special, direct, indirect, consequential, or incidental damages or any damages whatsoever, whether in an action of contract, negligence, or other torts, arising out of or in connection with the use of the contents of the Document. The Company reserves the right to make additions, deletions, or modifications to the contents in the Document at any time without prior notice.

Errors and Omissions Disclaimer

The information given by the Document is for general guidance on matters of interest only. Therefore, errors can occur even if the Company takes every precaution to ensure that the Document's content is current and accurate. Plus, given the changing nature of laws, rules, and regulations, there may be delays, omissions, or inaccuracies in the information contained in the Document.

The Company is not responsible for any errors or omissions, or for the results obtained from the use of this information.

Fair Use Disclaimer

The Company may use copyrighted material that the copyright owner has not explicitly authorized. The Company is making such material available for criticism, comment, news reporting, teaching, scholarship, or research.

The Company believes this constitutes a "fair use" of any such copyrighted material as provided for in section 107 of the United States Copyright law.

If You wish to use copyrighted material from the Document for your own purposes that go beyond fair use, You must obtain permission from the copyright owner.

"Use at Your Own Risk" Disclaimer

All information in the Document is provided "as is", with no guarantee of completeness, accuracy, timeliness or of the results obtained from the use of this information, and without warranty of any kind, express or implied, including, but not limited to warranties of performance, merchantability and fitness for a particular purpose.

The Company will not be liable to You or anyone else for any decision made or action taken in reliance on the information given by the Service or for any consequential, special or similar damages, even if advised of the possibility of such damages.

Contact Us

If you have any questions about this Disclaimer, You can contact Us by email: support@vitextra.com.

Table Of Contents

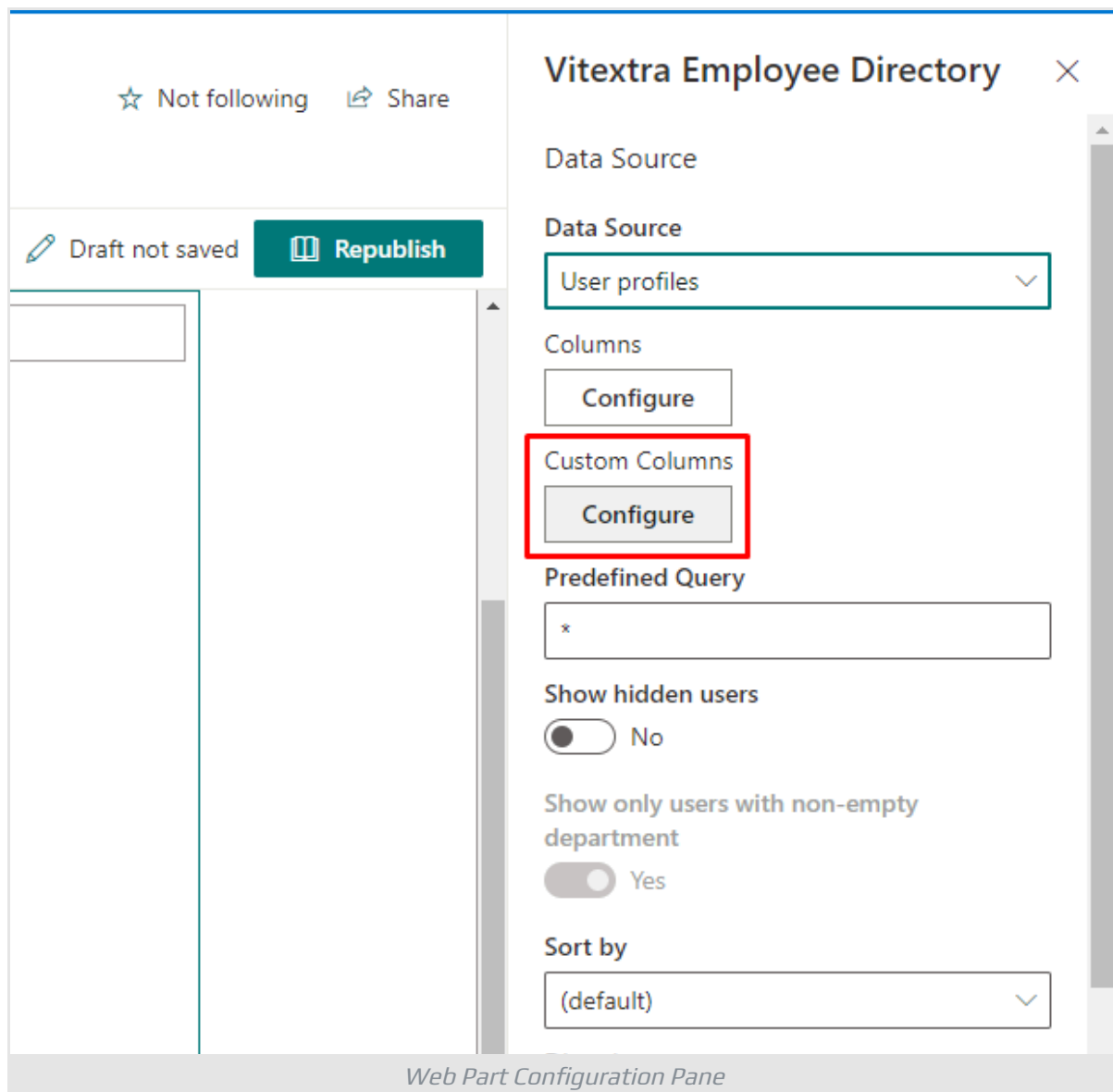
Introduction	4
Custom Attributes	4
Azure AD	5
User Profiles	6

Introduction

Vitextra Employee Directory web part since version 3.2.15 supports custom attributes. You can add attributes both for User Profiles and Azure AD.

Custom Attributes

To manage custom attributes, open the web part configuration page and select **Custom Columns** under Data Source heading:



In the data editor, type in additional attributes scheme name and caption:

Column *	Caption *		
companyName *	Company *	ⓘ	✕
employeeid *	Employee ID *	ⓘ	✕
usageLocation *	Usage Location *	ⓘ	✕
Column *	Caption *	ⓘ	+

Save **Cancel**

Adding Custom Attributes for Azure AD

Click the **Save** button and republish the page.

Additional attributes show up in the employee details pane:

The screenshot shows a grid of employee cards. Each card displays a profile picture, name, and role. To the right, a detailed view of an employee's information is shown, including custom attributes: Email (AlexW@vitextradev.onmicrosoft.com), Business Phone (+1 858 555 0110), Cell Phone (+1 555 555 0110), Company (Contoso), Employee ID (1004), and Usage Location (US).

Custom attributes on the details pane

Schema name of custom fields depends on the data source the web part uses.

Azure AD

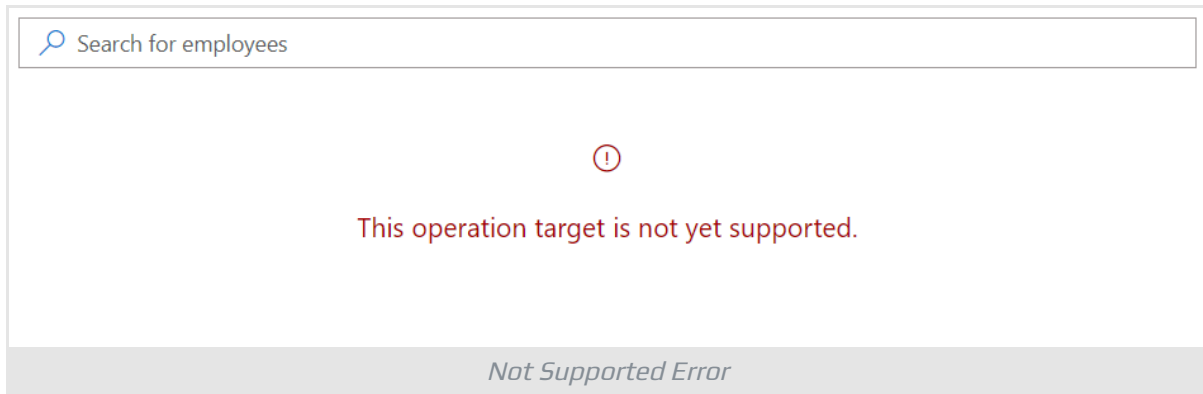
In the case of Azure AD data source, available list of user attributes defined in [User Resource Type](#)

Tip

Because the Employee Directory uses Microsoft Graph API to get data from Azure AD, only properties of the [user resource type](#) are available for use.

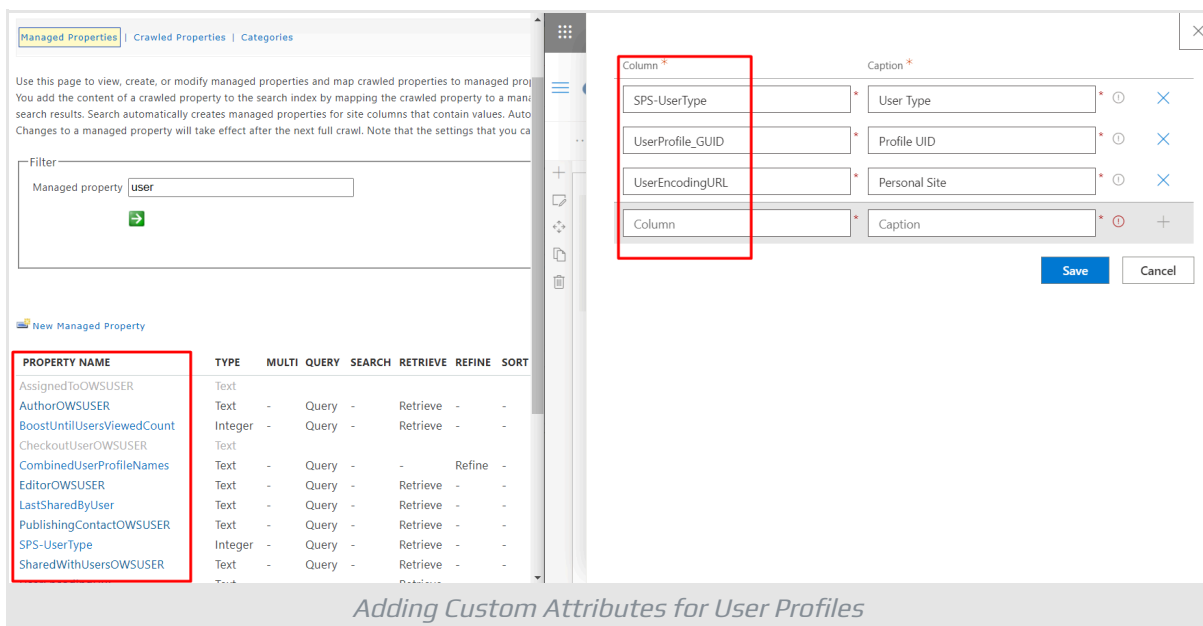
Not all properties of the user resource type available support select operation. In

case you refer to unsupported property, the following error message may appear:



User Profiles

In the case of User Profiles used as a data source, you can reference Managed Properties as custom attributes for the details pane.



Tip

See [How To Create Custom Searchable User Profile Property](#) guide for more details.