

**KNOWLEDGE BASE ARTICLE**

---

# Update Vitextra SharePoint Online Application



# Disclaimer

For the purposes of this Disclaimer:

- **Company** (referred to as either "the Company", "We", "Us" or "Our" in this Disclaimer) refers to Vitextra SIA, LV-1009 Riga, Matise iela 61 - 25.
- **Document** refers to the Knowledgebase Article.
- **You** means the individual accessing the Document, or the company, or other legal entity on behalf of which such individual is accessing or using the Document, as applicable.
- **Website** refers to Vitextra, accessible from <https://vitextra.com>

## **Disclaimer**

The information contained in the Document is for general information purposes only.

The Company assumes no responsibility for errors or omissions in the contents of the Document.

In no event shall the Company be liable for any special, direct, indirect, consequential, or incidental damages or any damages whatsoever, whether in an action of contract, negligence, or other torts, arising out of or in connection with the use of the contents of the Document. The Company reserves the right to make additions, deletions, or modifications to the contents in the Document at any time without prior notice.

## **Errors and Omissions Disclaimer**

The information given by the Document is for general guidance on matters of interest only. Therefore, errors can occur even if the Company takes every precaution to ensure that the Document's content is current and accurate. Plus, given the changing nature of laws, rules, and regulations, there may be delays, omissions, or inaccuracies in the information contained in the Document.

The Company is not responsible for any errors or omissions, or for the results obtained from the use of this information.

## **Fair Use Disclaimer**

The Company may use copyrighted material that the copyright owner has not explicitly authorized. The Company is making such material available for criticism, comment, news reporting, teaching, scholarship, or research.

The Company believes this constitutes a "fair use" of any such copyrighted material as provided for in section 107 of the United States Copyright law.

If You wish to use copyrighted material from the Document for your own purposes that go beyond fair use, You must obtain permission from the copyright owner.

## **"Use at Your Own Risk" Disclaimer**

All information in the Document is provided "as is", with no guarantee of completeness, accuracy, timeliness or of the results obtained from the use of this information, and without warranty of any kind, express or implied, including, but not limited to warranties of performance, merchantability and fitness for a particular purpose.

The Company will not be liable to You or anyone else for any decision made or action taken in reliance on the information given by the Service or for any consequential, special or similar damages, even if advised of the possibility of such damages.

## **Contact Us**

If you have any questions about this Disclaimer, You can contact Us by email: [support@vitextra.com](mailto:support@vitextra.com).

# Table Of Contents

<b>Introduction</b>	4
<b>Download</b>	4
<b>Deploy</b>	5
<b>Sync to Teams (Optional)</b>	7
<b>Terms</b>	8

This article describes how to update the existing Vitextra solution based on SharePoint Framework (SPFx).

## Introduction

Vitextra offers a range of products tailored for the Microsoft 365 ecosystem, including **SharePoint Online** and **Microsoft Teams**. These cloud-based solutions are regularly updated with new features, language support, and bug fixes. To ensure that your Vitextra applications stay up-to-date in your environment, it's important to perform updates.

This article will guide you through the process.



When a new version of the Vitextra application becomes available, a notification will appear in the right top corner of the client-side web part when it is in edit mode.

## Download

Visit the [download center](#) to obtain the latest version of the product that you need to update.

# Download Center

Download Vitextra products for free

	<b>Document Auto Title</b> Auto-populate Title column with a filename Updated: 2/11/2020	<a href="#">DOWNLOAD</a>
	<b>Employee Directory</b> SharePoint Online Web Part Updated: 11/10/2020 ver..3.1.3	<a href="#">DOWNLOAD</a>
	<b>List Filter Web Part</b> Web Part to filter data within SharePoint Document Library or List Updated: 11/10/2020 ver..3.1.3	<a href="#">DOWNLOAD</a>

*Vitextra Download Center*


Extract the zip archive of the product to a folder of your choice on your PC.

### Note

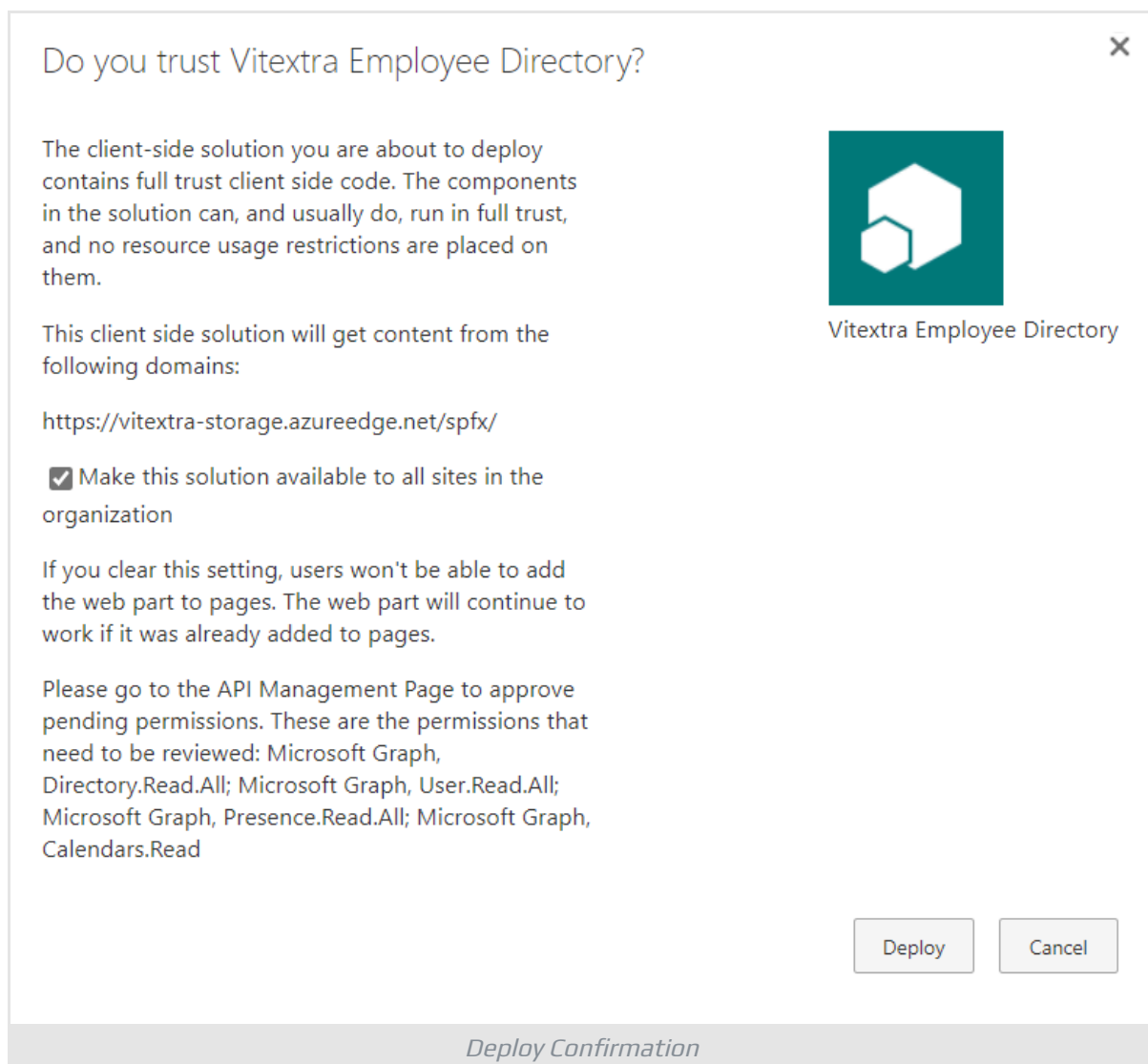
The applications are provided in a zip archive. Before installing the application, please unzip the archive and use the **.SPPKG** file to upload the application to the **App Catalog**.

## Deploy

Open your SharePoint App Catalog, go to **Apps for SharePoint**, upload extracted .SPPKG file to the library and replace the existing one.



Once the new version of the package is uploaded, SharePoint shows up the confirmation dialog. Click the **Deploy** button to confirm the operation:

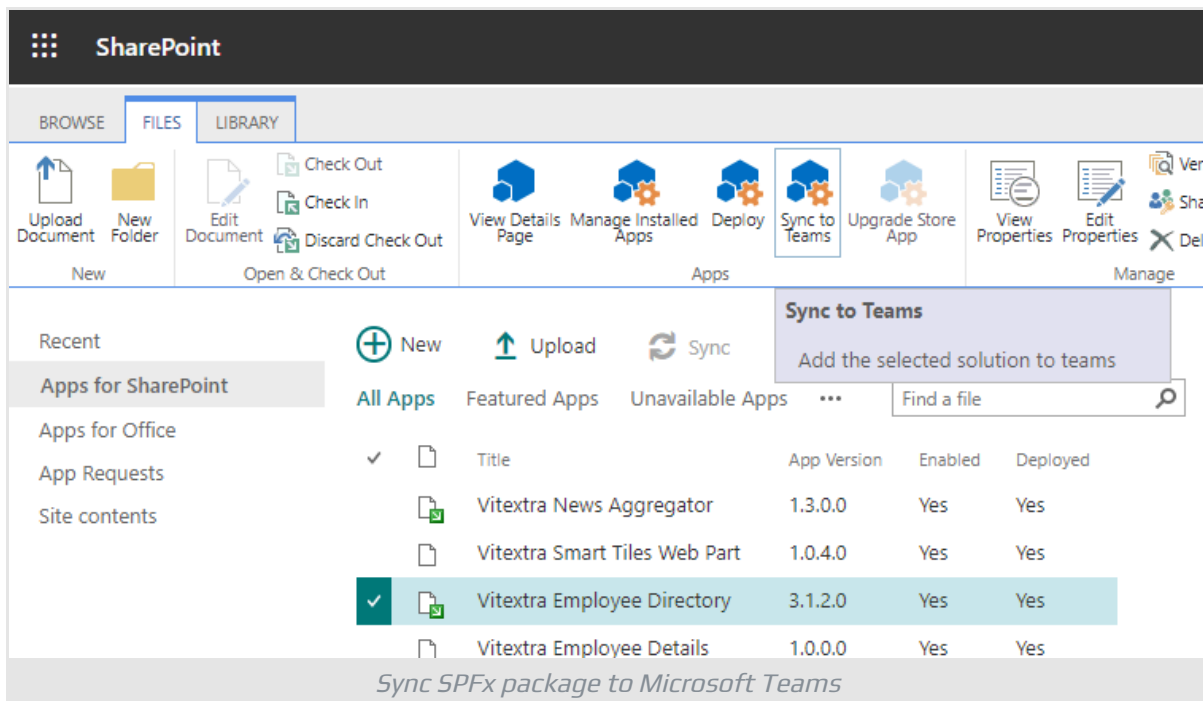


**Note**

If a new version of an app requires API access that is not granted yet you need to approve the API access. See [API Access section in Installing Cloud-based Product article](#) for details.

## Sync to Teams (Optional)

If the application supports **Microsoft Teams**, you need to sync the updated solution with Teams. Select the updated application in SharePoint App Catalog and select **Sync to Teams** on the Ribbon:



By following these steps, you will have the latest version of the Vitextra application in your Microsoft 365 environment.

# Terms

## **Microsoft Teams**

A chat-based collaboration platform for business communications with useful features for online meetings, live events, document sharing.

## **SharePoint App Catalog**

A special SharePoint site collection to store SharePoint and Office applications to make them available within the web application where the App Catalog is configured.

## **SharePoint Online**

Cloud version of SharePoint, a web-based collaborative platform within Microsoft 365 provides an extensive range of capabilities to store, share, and manage digital information, content, and knowledge of an organization.